

POLYPROPYLENE INSULATED END SLEEVES

for flexible copper cables



**PKE
PKC
CPKD**



The PKE, PKC, CPKD range of end sleeves is manufactured from tin plated electrolytic copper. Designed and developed to reinforce the fine wire strands, when terminating a cable into a connector block.

The operating temperature range is - 20 to + 105°C (Surge + 110°C).

Recommended crimping tools are shown on pages 88 to 95, 99, 121-122.

VALSTAR ND#2/PKE

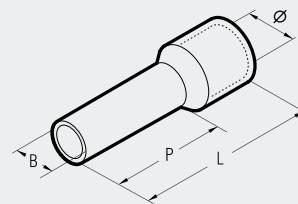
Comprising:

- a selection of PKE end sleeves conductor size 1÷6 sqmm
- tool ND#2

VALSTAR ND#2/PKC

Comprising:

- a selection of PKC end sleeves conductor size 1÷6 sqmm
- tool ND#2



Conductor Size sqmm	Ref.	Dimensions mm				Insulation Colour	Quantity Box/Bag
		Ø	B	P	L		
0,1÷0,3	PKE 308	1,9	1,3	8,0	12,4	● yellow	25.000/500
0,3÷0,5	PKE 508	2,6	1,3	8,0	14,0	○ white	10.000/500
0,75	PKE 7508	3,4	1,6	8,2	14,6	● blue	10.000/500
1,0	PKE 108	3,4	1,8	8,2	14,6	● red	10.000/500
1,5	PKE 1508	3,8	2,1	8,2	14,6	● black	10.000/500
	PKE 1518	3,8	2,1	18,0	24,4		5.000/500
2,5	PKE 2508	4,4	2,6	8,2	15,2	● grey	7.500/500
	PKE 2518	4,4	2,6	18,0	25,0		5.000/500
4,0	PKE 409	4,8	3,2	9,0	16,0	● orange	5.000/200
	PKE 418	4,8	3,2	18,0	25,0		3.000/200
6,0	PKE 612	5,8	3,9	12,0	20,0	● green	2.500/100
	PKE 618	5,8	3,9	18,0	26,0		2.000/100
10,0	PKE 1012	7,4	4,8	12,0	21,5	● brown	1.500/100
	PKE 1018	7,4	4,8	18,0	27,5		1.500/100
16,0	PKE 1612	9,3	5,9	12,0	22,7	○ white	1.000/100
	PKE 1618	9,3	5,9	18,0	28,6		1.000/100
25,0	PKE 25016	10,0	7,9	16,0	29,0	● black	500/50
	PKE 25022	10,0	7,9	22,0	35,0		500/50

Conductor Size sqmm	Ref.	Dimensions mm				Insulation Colour	Quantity Box/Bag
		Ø	B	P	L		
0,1÷0,3	PKC 306	1,9	1,3	6,0	10,4	● light blue	25.000/500
	PKC 308	1,9	1,3	8,0	12,4		25.000/500
0,3÷0,5	PKC 508	2,6	1,3	8,0	14,0	● orange	10.000/500
	PKC 510	2,6	1,3	10,0	16,0		10.000/500
0,75	PKC 7508	3,4	1,6	8,2	14,6	○ white	10.000/500
	PKC 7512	3,4	1,6	12,0	18,4		10.000/500
1,0	PKC 108	3,4	1,8	8,2	14,6	● yellow	10.000/500
	PKC 112	3,4	1,8	12,0	18,4		10.000/500
1,5	PKC 1508	3,8	2,1	8,2	14,6	● red	10.000/500
	PKC 1518	3,8	2,1	18,0	24,4		5.000/500
2,5	PKC 2508	3,9	2,6	8,2	15,2	● blue	7.500/500
	PKC 2518	3,9	2,6	18,0	25,0		5.000/500
4,0	PKC 409	4,8	3,2	9,0	16,0	● grey	5.000/200
	PKC 418	4,8	3,2	18,0	25,0		3.000/200
6,0	PKC 612	5,8	3,9	12,0	20,0	● black	2.500/100
	PKC 618	5,8	3,9	18,0	26,0		2.000/100
10,0	PKC 1012	7,4	4,8	12,0	21,5	○ ivory	1.500/100
	PKC 1018	7,4	4,8	18,0	27,5		1.500/100
16,0	PKC 1612	9,3	5,9	12,0	22,7	● green	1.000/100
	PKC 1618	9,3	5,9	18,0	28,6		1.000/100
25,0	PKC 25016	10,0	7,9	16,0	29,0	● brown	500/50
	PKC 25022	10,0	7,9	22,0	35,0		500/50
35,0	PKC 35016	12,0	8,9	16,0	30,0	● beige	500/50
	PKC 35025	12,0	8,9	25,0	39,0		400/50
50,0	PKC 50020	13,8	11,0	20,0	36,0	● olive	300/50
	PKC 50030	13,8	11,0	30,0	46,0		250/50
70	PKC 70022	16,0	14,3	22,0	38,0	● yellow	100/25
95	PKC 95025	18,0	15,7	25,0	44,0	● red	100/25
120	PKC 120027	21,0	17,5	27,0	48,0	● blue	100/25

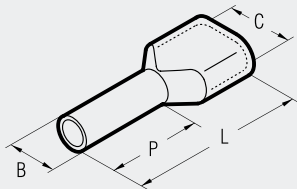


Insulated chain end sleeves

Developed for use with production equipment, to give a quick and reliable crimped joint. Conforms to DIN standard 46 228/4.

Conductor Size sqmm	Ref.	Dimensions mm				Insulation Colour	Quantity Reel
		Ø	B	P	L		
0,3÷0,5	CPKD 508	2,6	1,3	8,0	14,0	○ white	5.000
0,75	CPKD 7508	2,8	1,5	8,0	14,0	● grey	5.000
1	CPKD 108	3,0	1,7	8,0	14,0	● red	5.000
1,5	CPKD 1508	3,5	2,0	8,0	14,0	● black	5.000
2,5	CPKD 2508	4,2	2,5	8,0	14,0	● blue	3.000

"TWIN" POLYPROPYLENE INSULATED END SLEEVES



for fine stranded cables

Conductor Size sqmm	Ref.	Dimensions mm				Insulation Colour	ND#1, ND#2, ND#3 and HNKE 50 Compression Aperture	Quantity Bag
		C	B	P	L			
2 x 0,5	PKET 508	4,6x2,6	1,5	8,0	15,0	○ white	1,5	500
2 x 0,75	PKET 7508	5,2x2,6	2,1	8,0	15,0	● blue	1,5	500
	PKET 7512	5,2x2,6	2,1	12,0	19,0			500
2 x 1	PKET 108	5,8x3,2	2,6	8,0	16,0	● red	1,5	500
	PKET 112	5,8x3,2	2,6	12,0	20,0			500
2 x 1,5	PKET 1508	6,5x3,6	2,6	8,0	16,0	● black	2,5	500
	PKET 1512	6,5x3,6	2,6	12,0	20,0		2,4	500
2 x 2,5	PKET 2510	7,5x4,3	3,2	10,0	18,0	○ grey	4	250
	PKET 2512	7,5x4,3	3,2	12,0	21,0			250
2 x 4	PKET 412	9,0x5,2	4,2	12,0	23,0	● orange	6	100
2 x 6	PKET 614	10,0x7,2	5,3	14,0	26,0	● green	10	100
2 x 10	PKET 1014	13,0x7,2	7,0	14,0	26,0	● brown	16	100
2 x 16	PKET 1616	18,0x9,5	8,8	16,0	30,0	○ white	35	100

Conductor Size sqmm	Ref.	Dimensions mm				Insulation Colour	ND#1, ND#2, ND#3 and HNKE 50 Compression Aperture	Quantity Bag
		C	B	P	L			
2 x 0,5	PKCT 508	4,6x2,6	1,5	8,0	15,0	● orange	1,5	500
2 x 0,75	PKCT 7508	5,2x2,6	2,1	8,0	15,0	○ white	1,5	500
	PKCT 7512	5,2x2,6	2,1	12,0	19,0			500
2 x 1	PKCT 108	5,8x3,2	2,6	8,0	16,0	● yellow	1,5	500
	PKCT 112	5,8x3,2	2,6	12,0	20,0			500
2 x 1,5	PKCT 1508	6,5x3,6	2,6	8,0	16,0	● red	2,5	500
	PKCT 1512	6,5x3,6	2,6	12,0	20,0		2,4	500
2 x 2,5	PKCT 2510	7,5x4,3	3,2	10,0	18,0	● blue	4	250
	PKCT 2512	7,5x4,3	3,2	12,0	21,0			250
2 x 4	PKCT 412	9,0x5,2	4,2	12,0	23,0	○ grey	6	100
2 x 6	PKCT 614	10,0x7,2	5,3	14,0	26,0	● black	10	100
2 x 10	PKCT 1014	13,0x7,2	7,0	14,0	26,0	○ ivory	16	100
2 x 16	PKCT 1616	18,0x9,5	8,8	16,0	30,0	● green	35	100

PKET PKCT



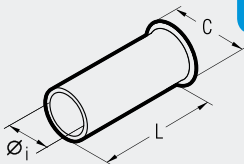
Type PKET, PKCT ranges of twin end sleeves are manufactured from tin plated electrolytic copper.

Designed to accommodate two cables terminating in the same sleeve they are ideal for looping conductors.

The operating temperature range is - 20 to + 105°C (Surge + 110°C).

Recommended crimping tools are shown on pages 88 to 95, 99, 121-122.

UNINSULATED END SLEEVES



for flexible copper cables

Conductor Size sqmm	Ref.	Dimensions mm			Quantity Box/Bag
		Øi	L	C	
0,5	*KE 506 ST	1,0	6	2,1	50.000/500
	KE 508 ST	1,0	8	2,1	50.000/500
0,75	*KE 7506 ST	1,2	6	2,3	50.000/500
	KE 7508 ST	1,2	8	2,3	50.000/500
1	*KE 106 ST	1,4	6	2,5	25.000/500
	*KE 110 ST	1,4	10	2,5	25.000/500
1,5	*KE 1508 ST	1,8	7	2,8	25.000/500
	*KE 1510 ST	1,8	10	2,8	25.000/500
2,5	*KE 2508 ST	2,3	7	3,4	25.000/500
	*KE 2510 ST	2,3	10	3,4	20.000/500
4	*KE 410 ST	2,8	9	4,0	12.500/500
	*KE 412 ST	2,8	12	4,0	12.500/500
6	*KE 610 ST	3,5	10	4,7	10.000/500
	*KE 612 ST	3,5	12	4,7	7.500/500
10	*KE 616 ST	3,5	15	4,7	5.000/500
	*KE 1016 ST	4,5	15	5,8	4.000/250
16	*KE 1616 ST	5,8	15	7,5	3.000/250
	KE 25012 ST	7,3	12	9,5	2.500/100
25	*KE 25018 ST	7,3	18	9,5	1.500/100
	KE 35012 ST	8,3	12	11,0	1.500/100
35	*KE 35018 ST	8,3	18	11,0	1.000/100

*To DIN standard 46 228/1

KE



KE series end sleeves is manufactured from tin plated electrolytic copper.

Designed and developed for use with flexible cables.

Recommended crimping tools are shown on pages 88 to 95, 99, 121-122.